


COROMAL



ELEMENT EVOLUTION



*Element Evolution RTV Model Shown



COROMALWINDSOR.COM.AU

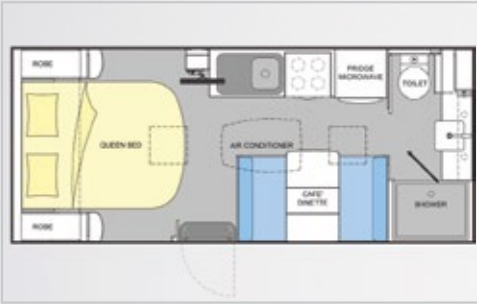
**Note: Please be advised this is a preliminary document, and all models and specifications are subject to change without notice.*

Doc# EVR02



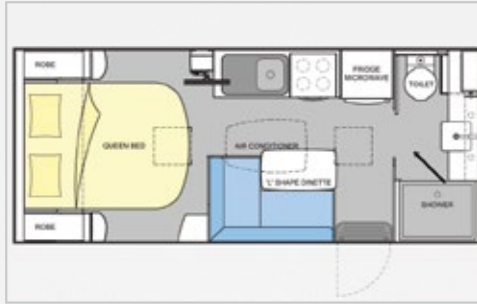
ELEMENT EVOLUTION

EV552S / RTV



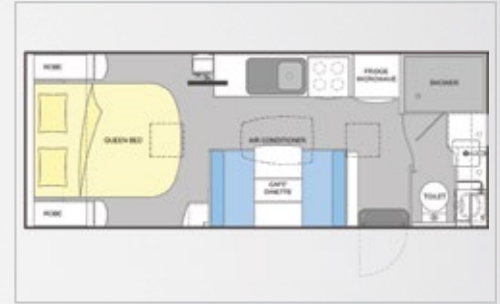
Body Length (mm) – Standard	5,610
Body Length (mm) – RTV	5,500
Overall Length (mm)	7,450
Overall Height (mm) – Standard	2,950
Overall Height (mm) – RTV	3,050
Interior Height (mm)	1,980
Overall Body Width (mm)	2,470
Tare Weight (kg) – Standard	1,745*
Tare Weight (kg) – RTV	1,805*
ATM Weight (kg) – Standard	2,095*
ATM Weight (kg) – RTV	2,255*

EV553S / RTV



Body Length (mm) – Standard	5,610
Body Length (mm) – RTV	5,500
Overall Length (mm)	7,450
Overall Height (mm) – Standard	2,950
Overall Height (mm) – RTV	3,050
Interior Height (mm)	1,980
Overall Body Width (mm)	2,470
Tare Weight (kg) – Standard	1,735*
Tare Weight (kg) – RTV	1,795*
ATM Weight (kg) – Standard	2,085*
ATM Weight (kg) – RTV	2,245*

EV612S / RTV



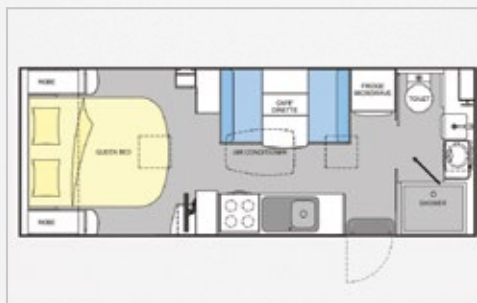
Body Length (mm) – Standard	6,260
Body Length (mm) – RTV	6,150
Overall Length (mm)	8,100
Overall Height (mm) – Standard	2,950
Overall Height (mm) – RTV	3,050
Interior Height (mm)	1,980
Overall Body Width (mm)	2,470
Tare Weight (kg) – Standard	2,045*
Tare Weight (kg) – RTV	2,130*
ATM Weight (kg) – Standard	2,595*
ATM Weight (kg) – RTV	2,780*

EV614S / RTV



Body Length (mm) – Standard	6,260
Body Length (mm) – RTV	6,150
Overall Length (mm)	8,100
Overall Height (mm) – Standard	2,950
Overall Height (mm) – RTV	3,050
Interior Height (mm)	1,980
Overall Body Width (mm)	2,470
Tare Weight (kg) – Standard	2,045*
Tare Weight (kg) – RTV	2,130*
ATM Weight (kg) – Standard	2,595*
ATM Weight (kg) – RTV	2,780*

EV632S / RTV



Body Length (mm) – Standard	6,410
Body Length (mm) – RTV	6,300
Overall Length (mm)	8,250
Overall Height (mm) – Standard	2,950
Overall Height (mm) – RTV	3,050
Interior Height (mm)	1,980
Overall Body Width (mm)	2,470
Tare Weight (kg) – Standard	2,150*
Tare Weight (kg) – RTV	2,235*
ATM Weight (kg) – Standard	2,700*
ATM Weight (kg) – RTV	2,885*

EV634S / RTV



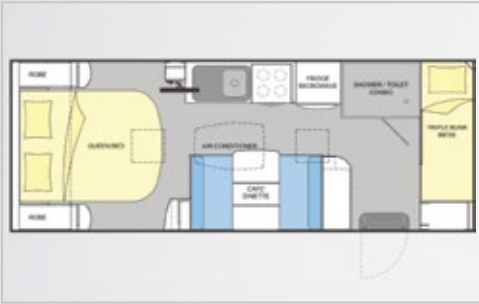
Body Length (mm) – Standard	6,410
Body Length (mm) – RTV	6,300
Overall Length (mm)	8,250
Overall Height (mm) – Standard	2,950
Overall Height (mm) – RTV	3,050
Interior Height (mm)	1,980
Overall Body Width (mm)	2,470
Tare Weight (kg) – Standard	2,145*
Tare Weight (kg) – RTV	2,230*
ATM Weight (kg) – Standard	2,695*
ATM Weight (kg) – RTV	2,880*

*Note: Weights and specifications shown are indicative and are meant as a guide only. Weights may vary between builds and will change when adding options. Due to progressive product improvements all specifications are subject to change without notice. Images are not to scale and are only for illustration purposes.



ELEMENT EVOLUTION

EV636S / RTV



Body Length (mm) – Standard	6,410
Body Length (mm) – RTV	6,300
Overall Length (mm)	8,250
Overall Height (mm) – Standard	2,950
Overall Height (mm) – RTV	3,050
Interior Height (mm)	1,980
Overall Body Width (mm)	2,470
Tare Weight (kg) – Standard	2,155*
Tare Weight (kg) – RTV	2,240*
ATM Weight (kg) – Standard	2,705*
ATM Weight (kg) – RTV	2,890*

EV661S / RTV



Body Length (mm) – Standard	6,710
Body Length (mm) – RTV	6,600
Overall Length (mm)	8,550
Overall Height (mm) – Standard	2,950
Overall Height (mm) – RTV	3,050
Interior Height (mm)	1,980
Overall Body Width (mm)	2,470
Tare Weight (kg) – Standard	2,355*
Tare Weight (kg) – RTV	2,440*
ATM Weight (kg) – Standard	2,905*
ATM Weight (kg) – RTV	3,090*

EV662S / RTV



Body Length (mm) – Standard	6,710
Body Length (mm) – RTV	6,600
Overall Length (mm)	8,550
Overall Height (mm) – Standard	2,950
Overall Height (mm) – RTV	3,050
Interior Height (mm)	1,980
Overall Body Width (mm)	2,470
Tare Weight (kg) – Standard	2,245*
Tare Weight (kg) – RTV	2,330*
ATM Weight (kg) – Standard	2,795*
ATM Weight (kg) – RTV	2,980*

EV663S / RTV



Body Length (mm) – Standard	6,710
Body Length (mm) – RTV	6,600
Overall Length (mm)	8,550
Overall Height (mm) – Standard	2,950
Overall Height (mm) – RTV	3,050
Interior Height (mm)	1,980
Overall Body Width (mm)	2,470
Tare Weight (kg) – Standard	2,245*
Tare Weight (kg) – RTV	2,330*
ATM Weight (kg) – Standard	2,795*
ATM Weight (kg) – RTV	2,980*

EV696S / RTV



Body Length (mm) – Standard	7,010
Body Length (mm) – RTV	6,900
Overall Length (mm)	8,850
Overall Height (mm) – Standard	2,950
Overall Height (mm) – RTV	3,050
Interior Height (mm)	1,980
Overall Body Width (mm)	2,470
Tare Weight (kg) – Standard	2,345*
Tare Weight (kg) – RTV	2,430*
ATM Weight (kg) – Standard	2,895*
ATM Weight (kg) – RTV	3,080*

*Note: Weights and specifications shown are indicative and are meant as a guide only. Weights may vary between builds and will change when adding options. Due to progressive product improvements all specifications are subject to change without notice. Images are not to scale and are only for illustration purposes.



COROMAL

ELEMENT EVOLUTION SPECIFICATIONS

CHASSIS

FRV Modular Assembled Evolution Chassis
Coupling fixed 3500kg
Esy-Tow Tourer Independent Suspension
15" Tyres with alloy wheels plus spare steel wheel
Gas bottle mounts on A-frame
8" Jockey wheel and quick release jack legs
Step - recessed
Water tank guards

APPLIANCES

Air conditioner
Stove with grill (1 electric / 3 gas burners)
190L AES 3-Way Fridge (12V / 240V / Gas)
Instantaneous Hot Water System (Gas)
Microwave 25L
12V Rangehood with twin lights
22" TV on arm
Radio / CD / DVD / USB / Bluetooth Colour touch screen
Internal speakers x2, External speakers x2
Antenna - Digital Winegard Sensor
Prewired reversing camera provision

POWER & ELECTRICS

External 240V power outlet, USB 12V / CIG socket
External TV antenna inlet
External TV coaxial outlet
1x 100W Solar Panel with x1 30amp reg
12V Battery provision
Transformer - 12V power supply / battery charger 25amp
12V mains light over-ride switch
Power Point (USB Point & 12V Cigarette) - dinette, bedroom
Annex lights x2
Light strip to kitchen overhead cupboard
Reading lights to bedroom x2 and Dinette x2
Pelmet Light

GAS

Gas bottles 9kg x2
Double regulator

SAFETY

Electronic stability control braking system
Breakaway brakes
Entry light and grab handle
Non-slip ABS recessed entry step

CONSTRUCTION

Future Teck™ walls (one-piece)
Future Teck™ aluminium construction
ABS Rear Panels
Front tunnel boot with boot light
Front stone guard
FRV Glass Hopper windows
Flyscreen and blackout blinds
Roll-out awning
Pressurising hatch
Roof hatch x2
Outdoor picnic table with built-in LED light

KITCHEN & PLUMBING

Kitchen sink - stainless steel bowl and drainer
Kitchen tap - swivel mixer
Kitchen splashback full height
Water level gauge
Lockable water filler to each tank
Mains water tap to A-frame
Mains water inlet
12V water pump
Moulded cutlery tray
Laminated Future Teck™ benchtops
Flush gloss kitchen cabinets with soft close drawers

BEDROOM

Upholstered head board
Bed frame (Queen) - slatted with 100mm extension
Lift up bed - storage access
Bed drawer/s

RTV MODEL

Esy-Tow Sport Independent Suspension
16" Tyres with alloy wheels plus spare steel wheel
Rear Air Foil Spoiler
75mm Chassis Packer
A-Frame toolbox (Gas, storage and jerry can provision)
Quick release jack legs (long)
Slide-out step
Lower side and rear protection
1x 150W Solar Panel with x1 30amp reg
Water tank guards - galvanized

MODEL SPECIFIC STANDARDS

Future Teck™ Ensuite Sliding Door	EV552S EV553S EV614S EV632S EV634S EV661S EV662S EV663S EV696S
USB sockets to bunks	EV636S EV696S
Reading lights to bunks	EV636S EV696S
Washing machine top load 2.5kg	EV612S EV614S EV632S EV634S EV661S EV662S EV663S
Washing machine front load 4kg	EV696S
Ceramic raised vanity basin	EV552S EV553S EV612S EV614S EV632S EV634S EV661S EV662S EV663S

**Note: Appliances may vary depending on availability. Not all items may be listed in this publication. Specifications are subject to change due to progress product improvements.*