

# Windsor

## RAPID

RAL456 | RAL501s | RAL549 | RAL563s





**The Windsor Rapid is a range of pop top caravan designed with the family in mind. As the name suggests, it allows for a quick, streamlined set-up and pack-away process, easily fitting in garages or carports.**

Built in Western Australia with Future Teck™ construction, the low tow height on the Windsor Rapid is great for storage at home and provides greater fuel efficiency when on the move.

The Windsor Rapid is built on a solid welded chassis and coated with a corrosion resistant gal. It comes with 15 inch alloy wheels and quick-release jack legs. The A-frame holds two 4kg gas bottles and an outside mains water tap.

The Esy-Tow™ Tourer suspension provides a predictable and easy towing system, eliminating sideways and axle suspension movement for positive tracking.

The kitchen comes with a 3-way fridge, microwave, stove with grill and a 12V rangehood. The stainless steel bowl with drainer includes a standard kitchen mixer tap.

With standard built-in modern cabinetry for maximum storage space, the Rapid includes a laminated benchtop with flush gloss cabinets and soft-close drawers.

The cafe dinette features a bed conversion as a standard for extra sleeping space.

LED lighting is also included throughout the van providing a modern touch.

The push-out windows allow for a natural airflow, with built-in fly screens to keep the bugs out and block-out blinds for privacy.

All models come with patented easy assembly beds with solid roofs, privacy curtains and built-in air conditioning for maximum comfort. The Windsor Rapid is also available in models that include bathroom facilities.

Other features include a retractable awning, annex light, external power outlet.

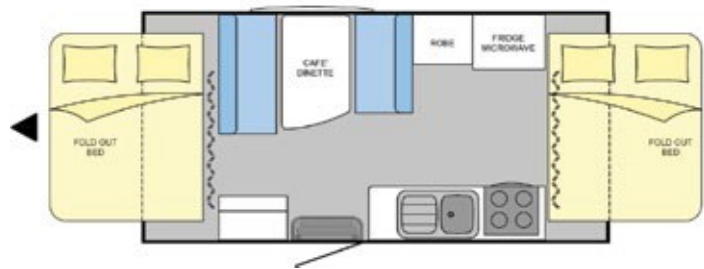
The Rapid also includes a built-in sound system with radio, CD, DVD and USB connectivity providing sound through internal speakers. Also included is a pre-wired reverse camera provision.

The water gauge allows you to check the water tank levels before setting off and standard safety features include a smoke detector, fire extinguisher and non-slip entry step. ■



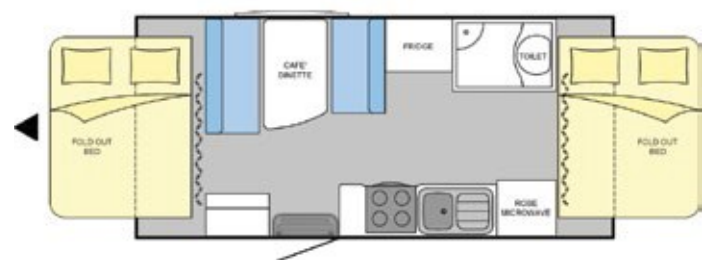
## Rapid RAL456

Body Length (mm)	4,510
Overall Length (mm)	6,160
Overall Height – Roof Up (mm)	2,750
Overall Height – Roof Down (mm)	2,150
Overall Body Width (mm)	2,480
Tare Weight (kg)	1,400*
ATM Weight (kg)	1,800*



## Rapid RAL501S

Body Length (mm)	5,010
Overall Length (mm)	6,660
Overall Height – Roof Up (mm)	2,750
Overall Height – Roof Down (mm)	2,150
Overall Body Width (mm)	2,480
Tare Weight (kg)	1,590*
ATM Weight (kg)	1,990*

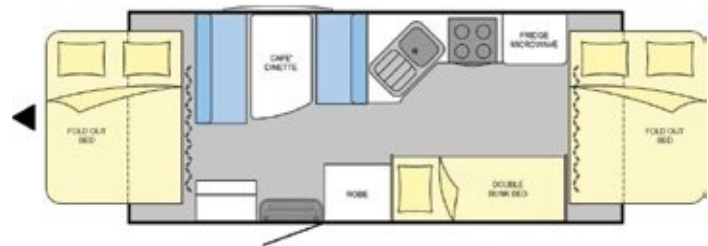


\*Note: Tare and ATM weights will vary when adding optional extras.



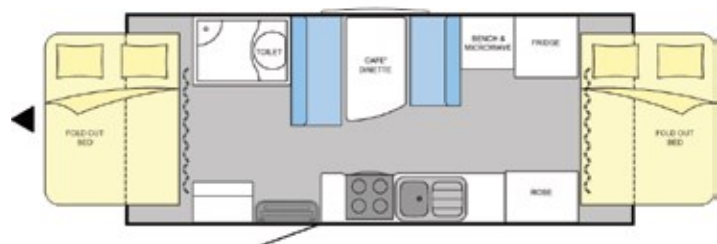
## Rapid RAL549

Body Length (mm)	5,420
Overall Length (mm)	7,060
Overall Height – Roof Up (mm)	2,750
Overall Height – Roof Down (mm)	2,150
Overall Body Width (mm)	2,480
Tare Weight (kg)	1,650*
ATM Weight (kg)	2,050*



## Rapid RAL563S

Body Length (mm)	5,620
Overall Length (mm)	7,260
Overall Height – Roof Up (mm)	2,750
Overall Height – Roof Down (mm)	2,150
Overall Body Width (mm)	2,480
Tare Weight (kg)	1,800*
ATM Weight (kg)	2,200*



\*Note: Tare and ATM weights will vary when adding optional extras.